

Share your data securely with Datakeeper

In this manual, we first show you which steps you have to go through. You can then read more about Datakeeper's working method and your privacy.



This information is requested



- **Identity:** You retrieve your identity data via the NFC chip in your proof of identity. You can collect other personal data from your municipality (BRP) at Mijn Overheid with your DigiD.



- **Bank account:** To add your bank account (with which you pay future rent/ mortgage costs) you can retrieve it by logging in to your bank, after which you select the desired payment account.



- **Housing costs:** To test your financial stability, you perform a payment check. Relevant info your bank.

Datakeeper step by step

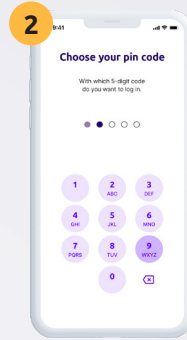
How it works

Registration

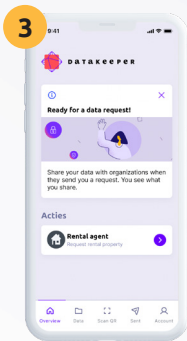
As soon as you register for a home, you will be asked to provide your data with Datakeeper.



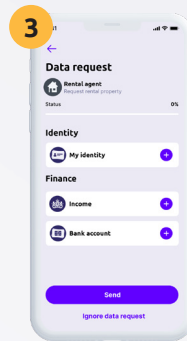
1 Get data request.
Scan the QR code that appears in your registration with your phone's camera. Or click on the button below the QR code when you complete your registration via your phone. This will download the Datakeeper app and start retrieving your data.



2 Set your personal PIN code to secure your data in the app.



3 Open the data request on the overview screen under "Actions" to open the data request and share data for your registration.



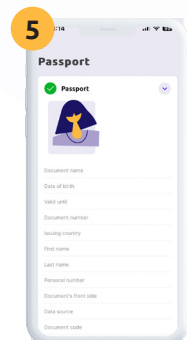
With this data request you confirm your identity, you link your bank account and income.



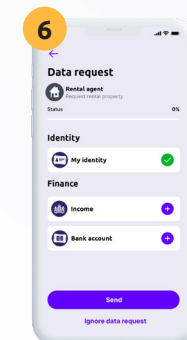
You scan the ID data of your passport.



You then scan your data using NFC technology by holding your phone against the passport. If your passport (or ID card or driver's license) does not have an NFC chip, you will be asked to take a photo of your ID data and then a selfie.



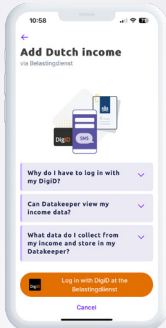
5 Your identity is now safely stored in Datakeeper.



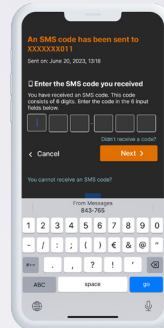
6 Your identity is added and ready to send. The next step describes how to add your income .

Datakeeper step by step

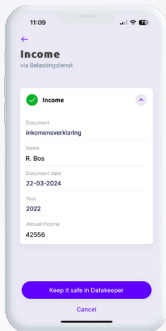
Add income



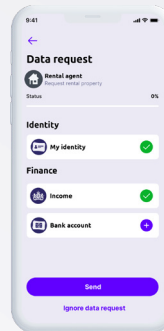
Log in with your DigiD to add your income from de Belastingdienst. You need your username and password to log in with your DigiD. In addition, it is important that you have enabled the SMS check at DigiD.



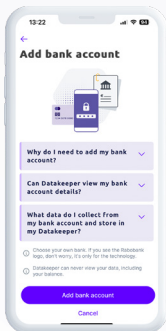
After you have logged in to DigiD you will receive a six-digit SMS code. Fill this in to continue.



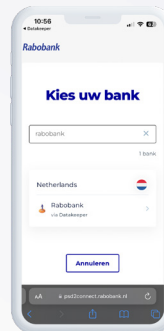
Your income has been added. You can now safely store it in the Datakeeper app.



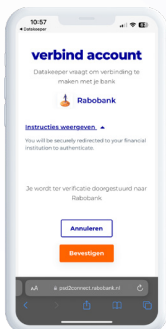
You can now continue and add your bank account.



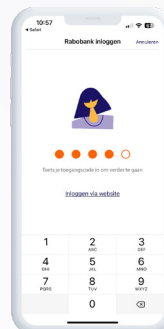
You add your bank account that you will use to pay the future rent.



First choose your bank. This can be any bank, but in this example we use Rabobank.



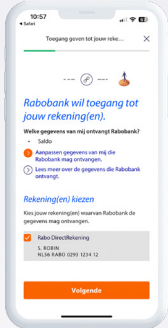
You then confirm that Datakeeper will connect to your bank.



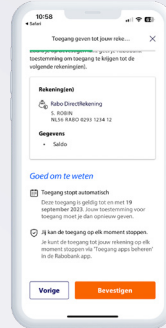
Login with your personal pin code.



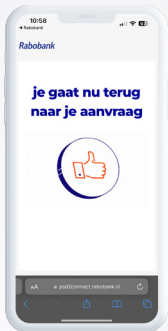
DATAKEEPER
Powered by Rabobank



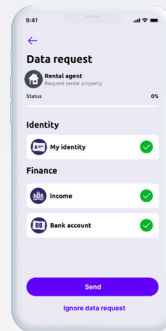
Select the bank account you want to use for future rent payments.



Check your details and confirm that this is the correct account.



Your IBAN and name are now verified and saved in the app. **Datakeeper does not see your balance!** Only the verification that this account number is linked to your name is saved.




You can now send all data to the rental agent in one go.

Source data verification is mandatory. Datakeeper sends this data in a safe and reliable way. Your data is only stored on your own device. Nowhere else. Your privacy is our priority. No one can see them without your permission. Not even Datakeeper.

Retrieve, store and share data securely and quickly

Datakeeper is an application for your phone, powered by Rabobank. It is not necessary to have a bank account with Rabobank to share your data. With the Datakeeper app you can easily retrieve, store and share your data. **Only you can access your data, Datakeeper and Rabobank cannot access it.** Via the app you can easily share your details with the applicant to be eligible for your dream apartment.



Datakeeper; what it does

Datakeeper helps you verify the official data. When you are about to rent a house, or a car or something else. You are negotiating a mortgage, a private lease contract. Or simply have to show your identity. In these situations, it is legally stipulated that you must hand over documents that prove that you meet certain criteria. You've probably had to do it before, and that can still be quite difficult and unclear. Not anymore. Datakeeper retrieves it for you. Safe, fast and you are in control. Always.

The benefits of Datakeeper



Fast and mobile
Rapid digital registration.



Securely share your data
No more worries about your privacy.



Digital and always at hand
No more hassle with paper documents or plastic cards.

Your privacy as a first priority

Keep it safe
Share your data fully verified and directly from the source.

Keep it simple
Faster turnaround time because you can immediately share your correct information with the applicant.

Keep it efficient
You only share the necessary information for your registration with the applicant.

Datakeeper and DigiD



The data you collect is the data submitted by, for example, your employer or the government to the various authorities, such as the **UWV** and the **Tax and Customs Administration**. You will be asked to log in with DigiD when data such as income and employment history are required. Datakeeper will never store personal data, except on your own phone. You are and remain in control.



NB! You need your username and password to log in with your DigiD. Since 2023 it is mandatory to log in with SMS verification at government agencies. [Read more about logging in to government agencies.](#)

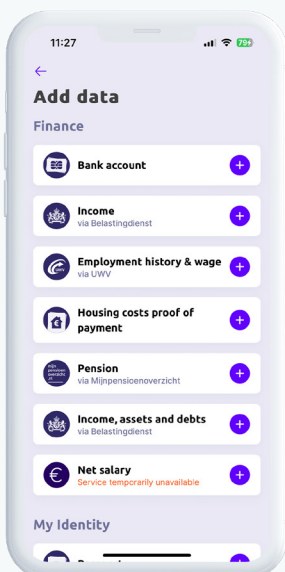
Datakeeper and bank details



Just like important data from various government agencies, it is necessary to validate your bank account when you want to rent or buy a property, for example.



Datakeeper has no insight into your bank account(s). Only your name and account number will be verified. It is a legal obligation for a housing association or other applicant in the real estate sector to register this.



Multifunctional data wallet

Datakeeper is a multifunctional data wallet that stores personal data only on the mobile phone and supports a wide range of cross-industry use cases (i.e. login, age verification, ID check, income verification, onboarding, signing, etc.).

When you store source data in Datakeeper, it is safe on your phone and nowhere else. If requested, you can also safely share your saved data again (if you want to rent a moving van from Autohopper, for example).

For more information, visit datakeeper.nl

